

PREZENT 04
#RaportTaktyczny

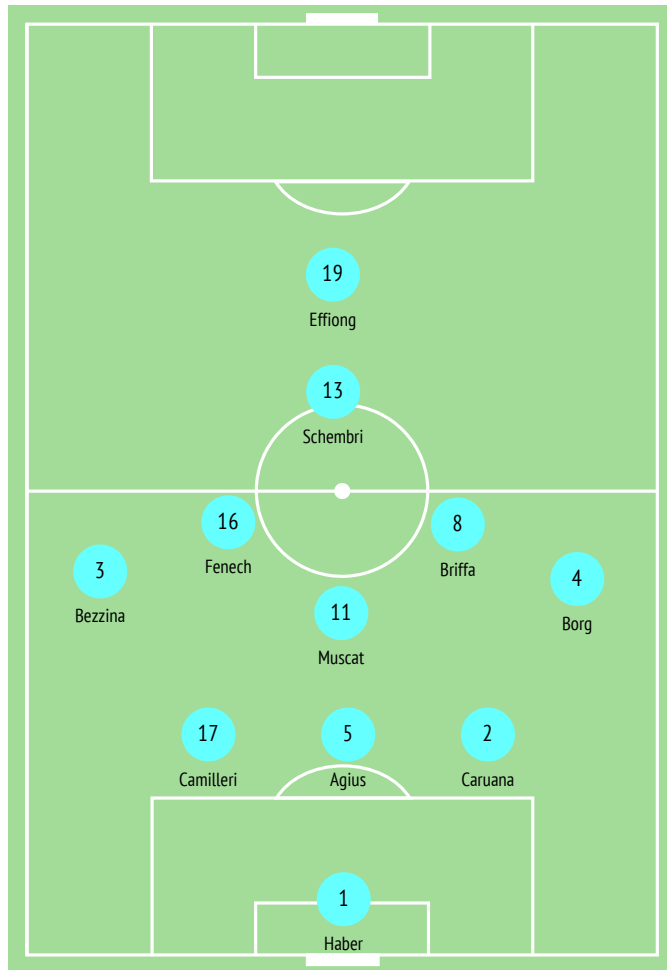


Jak Uczyć Futbolu
www.EkstraTrener.pl



Malta. Team stats analysis
(01.11.2014 - 14.08.2015)

Formations on the field



Miss the match

Substitution options

22	9	10	7
Muscat	Mifsud	Cohen	Failla

Philosophy of play

Direct approach in use, they rarely create their action with complicated build-up. Often have even two players upfront, feeding them with longer passes. In result, they usually have very low ratio of possession (below 40%) and accuracy of passes (average of 75%). Possibly many players are positioned behind the ball, while after recovery (which rarely happen high up the pitch), they create actions on fast tempo with individual actions or quick passes between attackers. They don't engage many players in actions, so when player with the ball is pressed and they are forced to slow down their actions, still support isn't to likely to arrive. In defence, they try to dense danger zones and create numerical advantage, what should cover their individual shortcomings (below 50% of challenges in the defence is successful)

Chances for the opponent

Individual actions, which can focus attention of more players in one zone should be followed by passes into less overloaded space. It seems the best idea to find gaps in overcrowded Malta's defence. Also crosses straight into the box can be good idea as long as players good in the air play attack. Malta won average of only 38% of aerial duels. Also intensive pressing on unsupported players who receive longer passes should lead to easy recoveries and minimization of danger created by Malta side.

Threats for the opponent

Main problem may be fast creation of attacks. As high number of players may be needed to be engaged in attacking actions, fast passes after recovery aimed on players upfront may create threat as usually only few players remain at the back. Schembri and Briffa seem to be main creative force in attack, distributing the ball during counters (3 and 5 key passes per game respectively). Effiong is main receiver, being usually positioned highest upfront. He looks for individual actions, being as for Malta team, quite successful by them.

TOP-5 InStat Index

		Matches
9	Farrugia	177 2
10	Cohen	170 2
1	Hogg	164 2
8	Briffa	161 3
9	Mifsud	161 1

TOP-5 Goals+Assists

		Matches
7	Failla	1 2

TOP-5 Participating in scoring attacks

		Matches
7	Failla	1 2
9	Farrugia	1 2

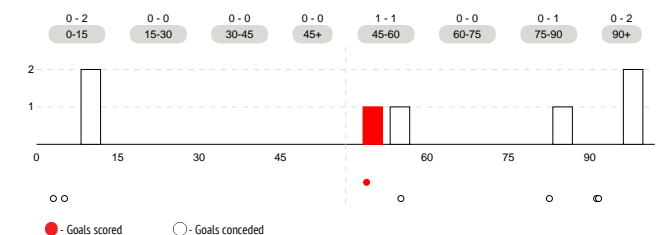
TOP-5 Goal mistakes

		Matches
5	Agius	9 4
17	Camilleri	5 4
11	Muscat	2 4
2	Caruana	2 3
1	Haber	1 2

Types of goals scored and conceded

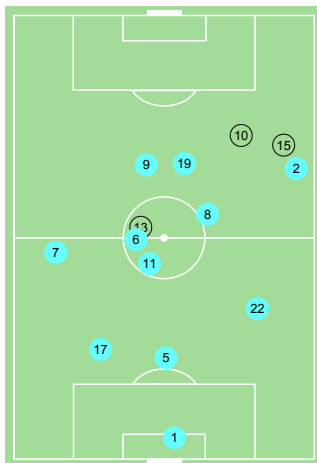
	Goals scored	Goals conceded
in position attacks	- 0%	4 67%
in counterattacks	- 0%	- 0%
set-pieces attacks	1 100%	2 33%
Corners	- 0%	- 0%
Free kick attacks	- 0%	2 33%
Penalty attack	1 100%	- 0%

Goals during the match



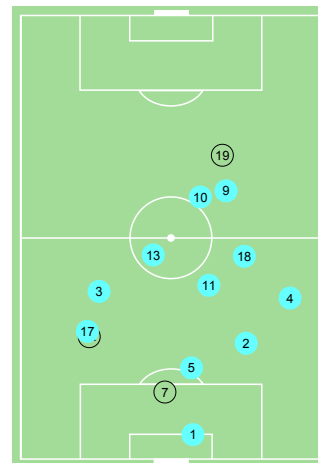
Malta 0-1 Bulgaria 12.06.2015

	position
1 Haber	GK
17 Camilleri	CD
5 Agius	CD
22 Muscat	CD
7 Failla	DML
11 Muscat	DMC
2 Muscat	64' ▼ DMR
6 Fenech	CM
8 Briffa	76' ▼ CM
19 Effiong	CF
9 Mifsud	85' ▼ CF
15 Herrera	64' ▲ DMR
13 Schembri	76' ▲ CM
10 Cohen	85' ▲ CF



Georgia 2-0 Malta 25.03.2015

	position
1 Haber	GK
17 Camilleri	45' ▼ CD
5 Agius	CD
2 Caruana	CD
11 Muscat	AMC
18 Kristensen	71' ▼ DMC
4 Borg	90' ▼ DMR
3 Bezzina	DML
13 Schembri	DMC
10 Cohen	CF
9 Farrugia	60' ▼ CF
22 Muscat	45' ▲ CD
19 Effiong	60' ▲ CF
7 Scerri	71' ▲ AMC
21 Camenzuli	90' ▲ RM



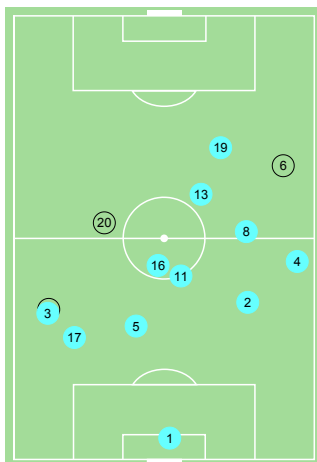
Tactics in recent games

3-5-1-1 can be expected. They are supposed to be defensive-minded and put many players behind the line of the ball and engage only few of them in attacking actions. Wing-backs are in most games positioned deep and aren't too likely to provide width.

Little asymmetry in formation can be visible with Briffa on the pitch, as in most situations he's much more offensive-minded on his flank, supporting Schembri by playing final passes. If attempts of providing width will be attempted by defensive-minded players will be used, right flank should be also preferred. In result visibly more actions are created there.

Azerbaijan 2-0 Malta 28.03.2015

	position
1 Hogg	GK
17 Camilleri	36' ▼ CD
5 Agius	CD
2 Caruana	CD
3 Bezzina	45' ▼ DML
11 Muscat	DMC
4 Borg	DMR
16 Fenech	CM
8 Briffa	CM
13 Schembri	81' ▼ CF
19 Effiong	CF
22 Muscat	36' ▲ CD
20 Pisani	45' ▲ DML
6 Fenech	81' ▲ CF



Bulgaria 1-1 Malta 16.11.2014

	position
1 Hogg	GK
17 Camilleri	CD
5 Agius	CD
2 Caruana	CD
11 Muscat	DMC
7 Failla	81' ▼ DML
4 Fenech	CM
8 Briffa	CM
22 Muscat	DMR
13 Schembri	78' ▼ CF
9 Farrugia	93' ▼ CF
6 Fenech	78' ▲ CM
3 Bezzina	81' ▲ LM
16 Vella	93' ▲ CF

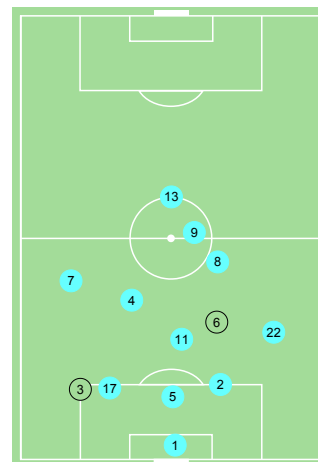


Image 1

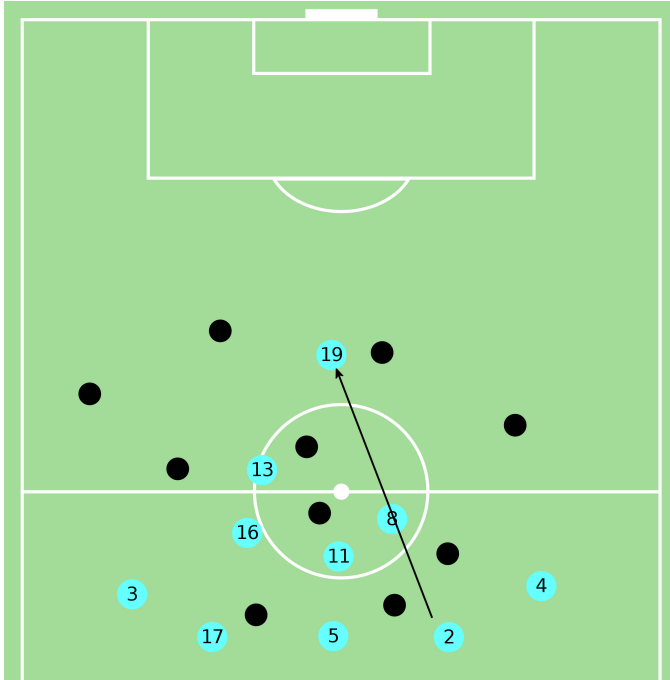
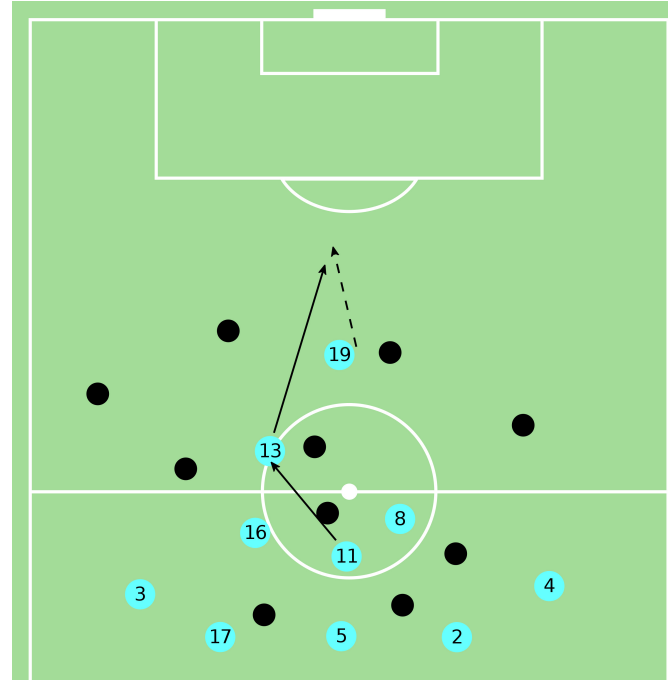


Image 2



Low number of players participating in counters

During creation of counters when long pass is sent usually only few players move high up the pitch, while the remaining stay deeper. In result, often player who received the ball has to finish action on his own. It cause Malta's counters little dangerous. Only 6% of their counters lead to shots, most of them thanks to right flank attacks (Image 1)

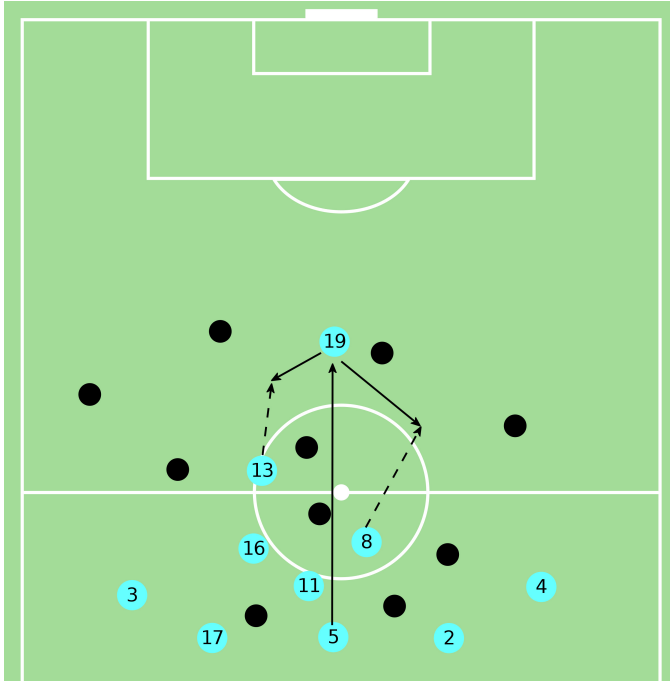
Through passes

With player positioned upfront, when of deeper positioned attackers receive the ball after recovery, he usually immediately looks for through pass. Often they are aimed wide, as chances for receiving the ball there are higher. If it's possible - receiver tries to finish the action on his own. If not, keeps the possession possibly long, giving team-mates time for running into the box (Image 2)

Players in holding role

When longer ball is received in middle zones yet, what doesn't leave much possibilities for finishing, receiver tries to hold the ball as long as support will come. In many situations attacker is the receiver, so he waits for Schembri or Briffa to come with support. When he passes the ball back to them, immediately moves forward, trying to make himself available for through balls (Image 3)

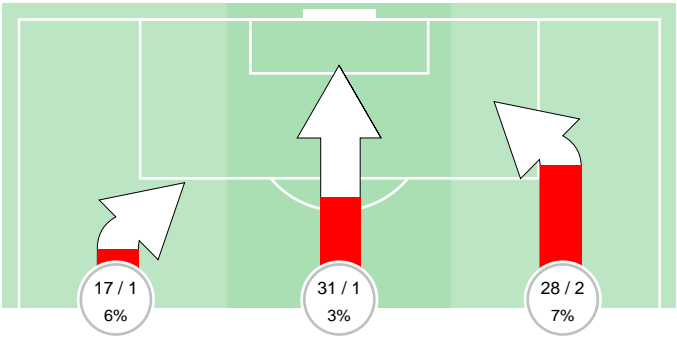
Image 3



Attacks efficiency

	Total	with shot		Finished by goals	
Position attacks	218	10	4.6%	-	0%
right flank	82	6	7%	-	0%
center	86	3	3.5%	-	0%
left flank	50	1	2%	-	0%
Counterattacks	84	5	6%	-	0%
right flank	28	2	7%	-	0%
center	37	1	2.7%	-	0%
left flank	19	2	11%	-	0%
set-pieces attacks	29	11	38%	1	3.4%
corner attack	9	3	33%	-	0%
after free kick play	15	2	13%	-	0%
free kick attack	3	3	100%	-	0%
penalty attack	1	1	100%	1	100%

Flank attacks average per match / with shot, efficiency %



TOP-10
Passes / accurate

			avg. per 90 min
11 Muscat	144 / 114	79%	34 / 27
5 Agius	133 / 114	86%	31 / 27
22 Muscat	107 / 89	83%	32 / 27
16 Fenech	106 / 85	80%	33 / 27
2 Caruana	101 / 80	79%	32 / 25
8 Briffa	91 / 63	69%	31 / 21
17 Camilleri	88 / 73	83%	29 / 24
4 Borg	88 / 61	69%	43 / 30
13 Schembri	86 / 62	72%	28 / 20
7 Failla	70 / 40	57%	36 / 20

TOP-10
Shots / on target

			avg. per 90 min
19 Effiong	5 / 2	40%	2 / 0.8
7 Failla	4 / 2	50%	2 / 1
8 Briffa	4 / 1	25%	1.3 / 0.3
16 Fenech	4 / 2	50%	1.3 / 0.6
20 Pisani	2 / 1	50%	3.8 / 1.9
13 Schembri	2 / 1	50%	0.7 / 0.3
3 Bezzina	1 / 0	0%	0.6 / 0
6 Fenech	1 / 0	0%	3.2 / 0
5 Agius	1 / 0	0%	0.2 / 0
2 Caruana	1 / 0	0%	0.3 / 0

TOP-10
Attacking challenges / won

			avg. per 90 min
19 Effiong	83 / 35	42%	33 / 14
9 Farrugia	52 / 20	38%	30 / 12
13 Schembri	43 / 22	51%	14 / 7
8 Briffa	35 / 20	57%	12 / 7
10 Cohen	29 / 11	38%	25 / 9
11 Muscat	26 / 15	58%	6 / 3.5
16 Fenech	24 / 8	33%	8 / 2.5
7 Failla	19 / 9	47%	10 / 4.6
4 Borg	17 / 9	53%	8 / 4.4
9 Mifsud	11 / 3	27%	12 / 3.1

TOP-10
Dribbles / successfull

			avg. per 90 min
19 Effiong	10 / 5	50%	4 / 2
13 Schembri	10 / 8	80%	3.3 / 2.6
11 Muscat	9 / 7	78%	2.1 / 1.7
10 Cohen	9 / 5	56%	8 / 4.3
8 Briffa	8 / 8	100%	2.7 / 2.7
7 Failla	7 / 5	71%	3.6 / 2.5
16 Fenech	7 / 4	57%	2.2 / 1.3
2 Caruana	6 / 5	83%	1.9 / 1.6
2 Muscat	4 / 2	50%	6 / 2.8
4 Borg	2 / 1	50%	1 / 0.5

TOP-10
Key passes / accurate

			avg. per 90 min
8 Briffa	6 / 0	0%	2 / 0
13 Schembri	3 / 2	67%	1 / 0.7
16 Fenech	2 / 0	0%	0.6 / 0
7 Failla	2 / 0	0%	1 / 0
11 Muscat	2 / 0	0%	0.5 / 0
4 Borg	2 / 0	0%	1 / 0
19 Effiong	1 / 0	0%	0.4 / 0
18 Kristensen	1 / 0	0%	1.3 / 0

Penalty

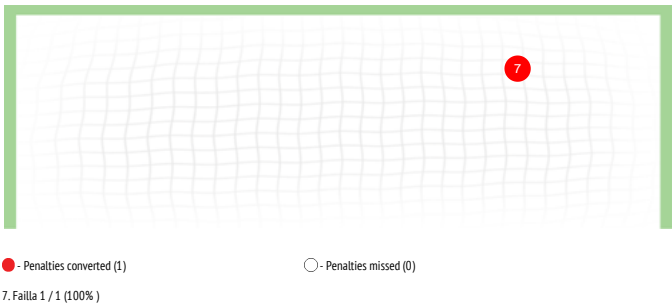


Image 1

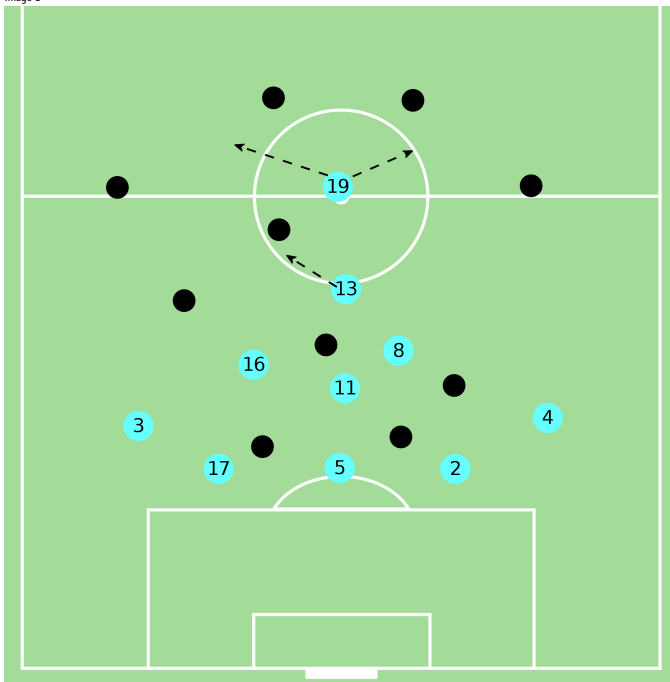


Image 2

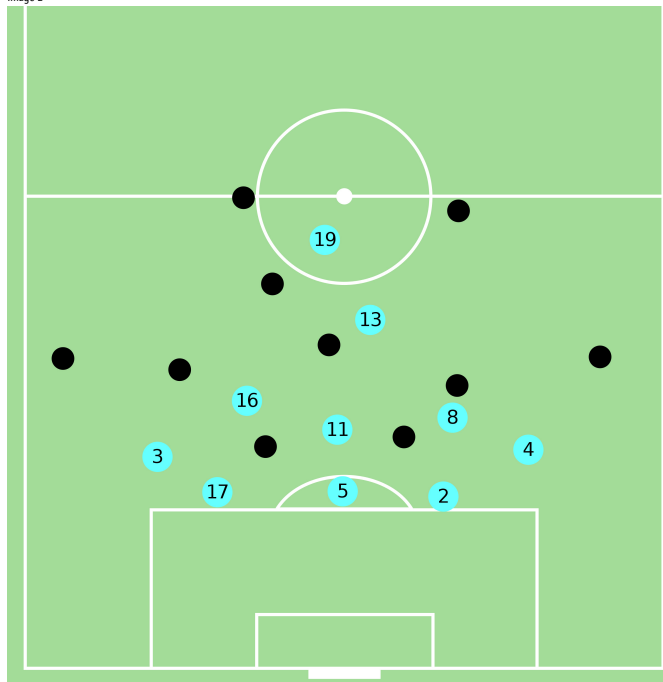


Image 3

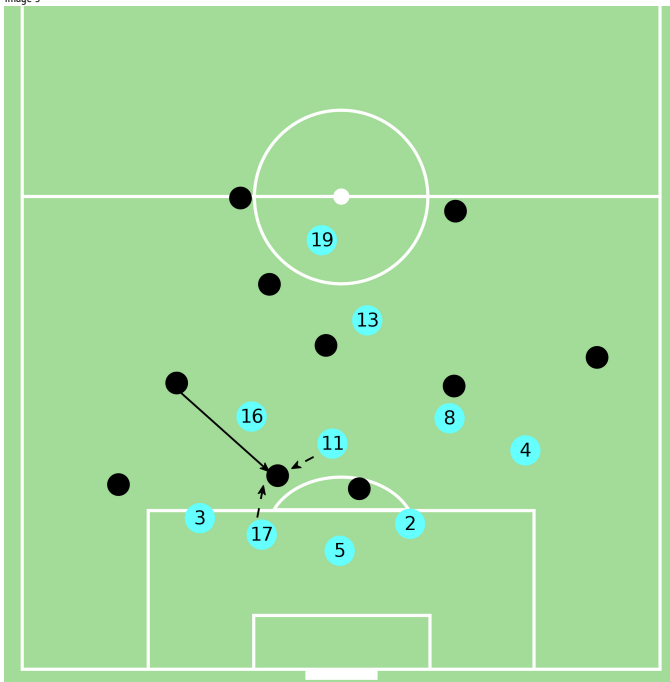
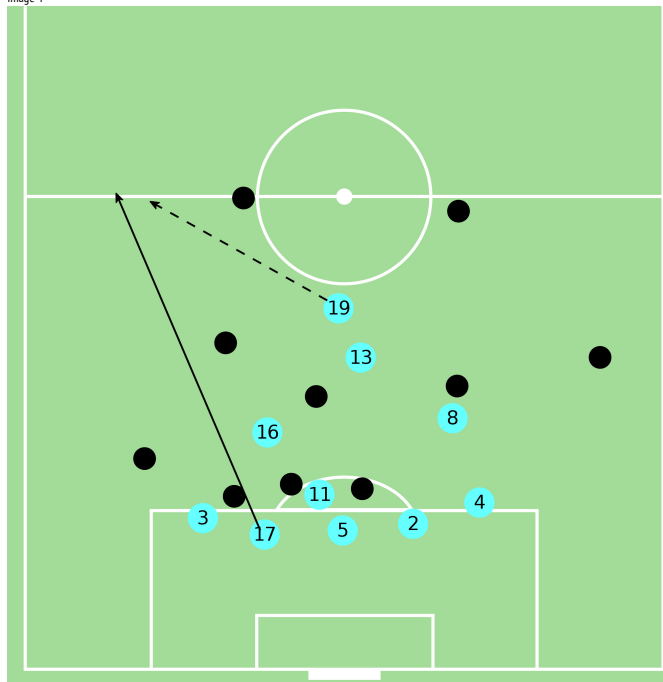


Image 4



Lack of attempts of higher recovering

They rarely form lines during pressing in middle zones, following more the ball, than trying to cover specified zones. Close to own half, attacker tries to press opponent with the ball and when he has limited passing possibilities thanks to this movement, other midfield players move bit higher, trying to be positioned close to potential receivers. Still, very rarely they cross with their attacks central line of the pitch. Only 7 balls are recovered in opponents' half per game (Image 1)

Deep defensive line

Malta like to use deeper defensive line. They leave then very little space between lines of defence and the midfield, protecting central zones of the pitch. Central midfielders are usually positioned only a bit higher than central defenders. Many players wait already in the box, so it's rather difficult to play with crosses, especially after slow build-up, even despite they aren't too successful in the air. There's usually very little space in front of the area when they form their defensive line, so after recovering, attacks should be created possibly quick (Image 1)

Attacking opponent with the ball by more players

Especially when they have advantage in defence, they like to double their marking on player with the ball, limiting his options in attack. Usually having solid shape in defence, they are able to move two players out of the line, without losing stability in defence. Still, player good at the ball is able to convert focussing on him and look for passes into zones less covered due to attack on him (Image 3)

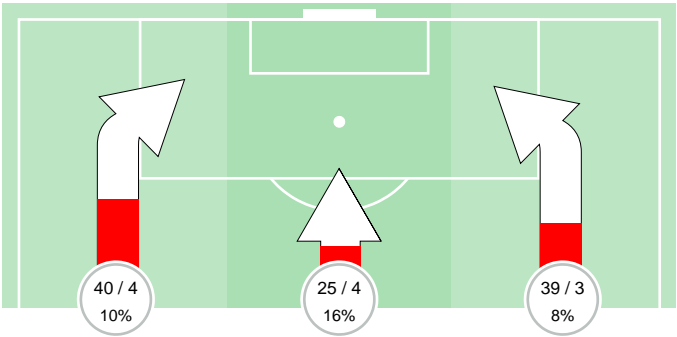
Clearances after recovery

Being positioned deep, Malta defenders often find themselves under intensive dribbles per game pressure, so no surprise that often after recovering the ball, don't have too many possibilities of playing safer passes. They are forced then to make clearances. However, only few players are positioned upfront, so they aren't usually too accurate and opponents can easily pick up the lost ball. That's why after losing the ball close to Maltese box, attempts of intensive pressing should be taken (Image 4)

Opponent's attacks efficiency

	Total	with shot		Finished by goals	
Position attacks	344	40	12%	4	1.2%
right flank	129	10	8%	2	1.6%
center	84	16	19%	-	0%
left flank	131	14	11%	2	1.5%
Counterattacks	71	3	4.2%	-	0%
right flank	28	3	11%	-	0%
center	16	-	0%	-	0%
left flank	27	-	0%	-	0%
set-pieces attacks	42	15	36%	2	4.8%
corner attack	24	7	29%	-	0%
after free kick play	13	3	23%	2	15%
free kick attack	3	3	100%	-	0%
penalty attack	2	2	100%	-	0%

Opponent's flank attacks average per match / with shot, efficiency %



TOP-10
Defensive challenges / won

			avg. per 90 min
5	Agius	62 / 34	55%
11	Muscat	53 / 20	38%
22	Muscat	40 / 28	70%
2	Caruana	37 / 17	46%
16	Fenech	31 / 19	61%
17	Camilleri	31 / 12	39%
8	Briffa	29 / 10	34%
4	Borg	24 / 17	71%
7	Failla	21 / 9	43%
18	Kristensen	15 / 2	13%

TOP-10
Tackles / successful

			avg. per 90 min
11	Muscat	18 / 7	39%
16	Fenech	17 / 11	65%
22	Muscat	14 / 10	71%
7	Failla	12 / 7	58%
2	Caruana	10 / 4	40%
5	Agius	10 / 1	10%
4	Borg	9 / 8	89%
18	Kristensen	9 / 1	11%
8	Briffa	8 / 1	13%
17	Camilleri	7 / 2	29%

TOP-10
Fouls committed / suffered

			avg. per 90 min
11	Muscat	8 / 6	1.9 / 1.4
19	Effiong	7 / 5	2.8 / 2
4	Borg	7 / 3	3.4 / 1.5
16	Fenech	6 / 4	1.9 / 1.3
13	Schembri	6 / 11	2 / 3.6
8	Briffa	5 / 5	1.7 / 1.7
2	Caruana	4 / 2	1.3 / 0.6
17	Camilleri	4 / 0	1.3 / 0
18	Kristensen	4 / 0	5 / 0
5	Agius	3 / 2	0.7 / 0.5

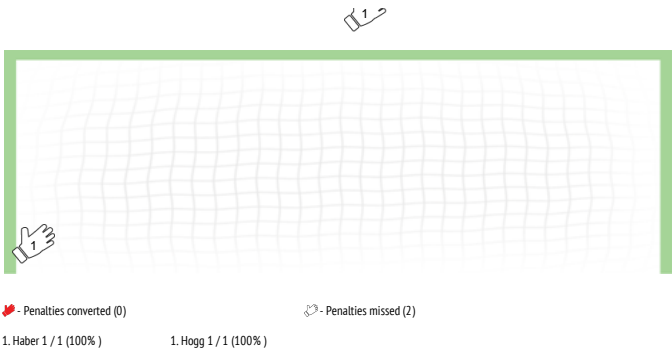
TOP-10
interceptions / in opp. half

			avg. per 90 min
5	Agius	30 / 2	7 / 0.5
22	Muscat	27 / 2	8 / 0.6
2	Caruana	25 / 2	8 / 0.6
11	Muscat	24 / 5	6 / 1.2
17	Camilleri	23 / 1	8 / 0.3
16	Fenech	15 / 4	4.7 / 1.3
4	Borg	11 / 0	5 / 0
7	Failla	9 / 4	4.6 / 2
3	Bezzina	8 / 3	4.6 / 1.7
8	Briffa	8 / 3	2.7 / 1

TOP-10
Air challenges / successfull

			avg. per 90 min
19	Effiong	49 / 21	43%
9	Farrugia	33 / 12	36%
5	Agius	25 / 15	60%
22	Muscat	20 / 11	55%
4	Borg	16 / 8	50%
13	Schembri	16 / 7	44%
11	Muscat	16 / 6	38%
8	Briffa	13 / 7	54%
17	Camilleri	12 / 3	25%
18	Kristensen	9 / 3	33%

Opponent's penalties



Corners

Movement doesn't seem to be intensive, usually they are positioned behind the line of the goal box, while in the ball is aimed, run in the direction of the goal, as cross is usually aimed close to it.

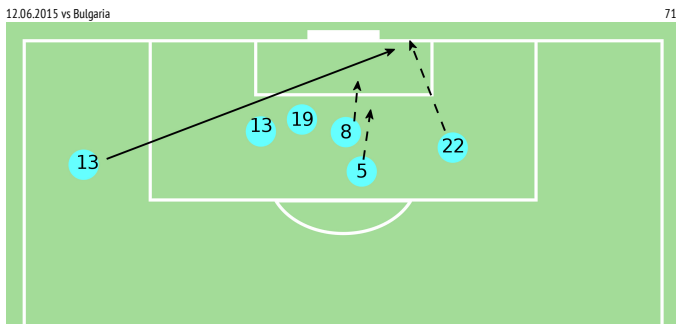
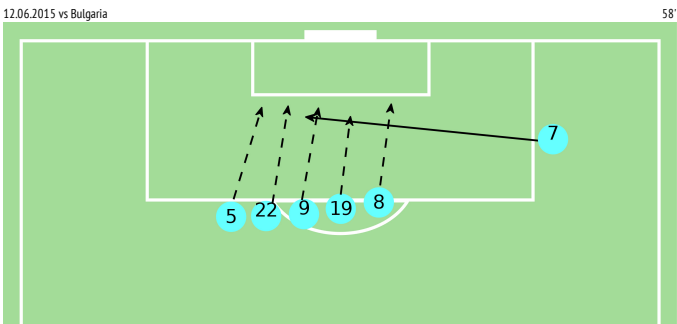
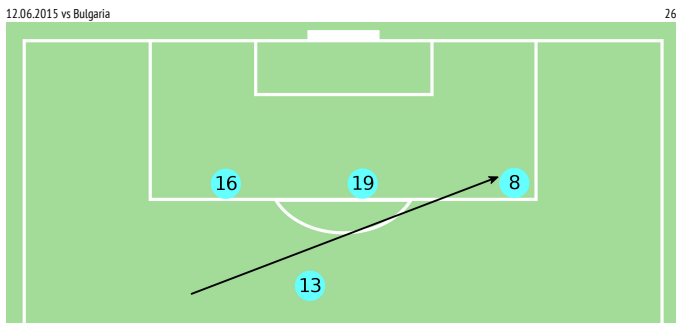
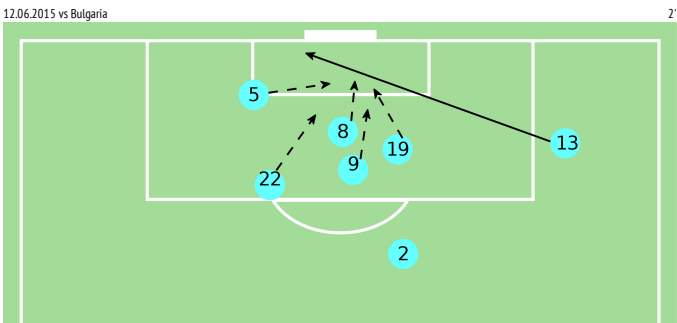
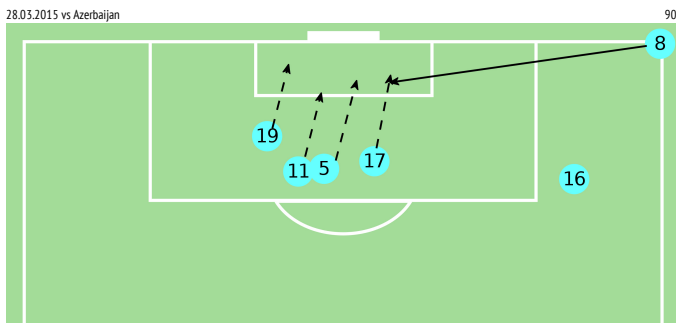
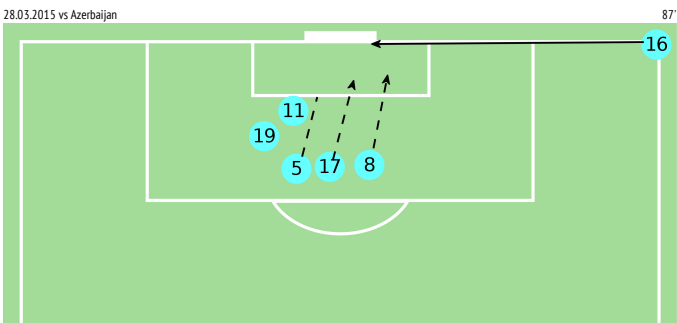
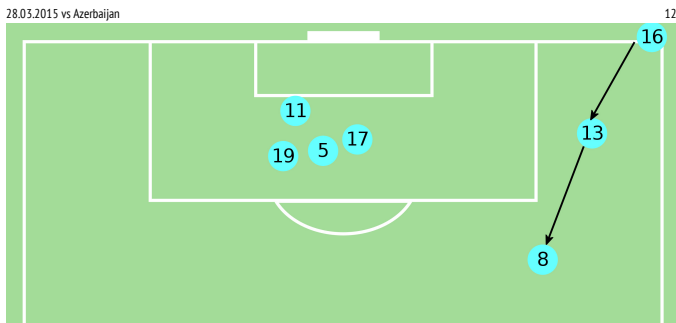
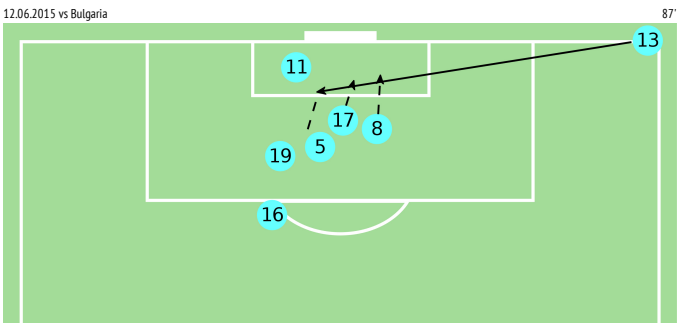
There are no visible patterns in the movement, however possibly one of the players runs in the direction of the short post, as the ball is in most situations aimed there. Still, crosses are often flat, it seems worth to place one player on potential line of it.

Sometimes they short take their crossing, but if they manage to deliver the ball into box, outcomes are similar. Pass is aimed close to the goal, rather sharp. However, as they have problems with passing play, quick pressing after their short-taking may lead to recoveries.

Free kicks

Also movement is rather static, so they have problems with losing marking, especially as crosses aren't too sharp. In most situations the ball is aimed directly on goal, even from wider areas, however rarely strong enough to cause problems for the keeper, if remains untouched.

Sometimes also ball is aimed wider, as receiver tries to send it back into central zones. Still, these passes aren't too sharp and should give enough time for adjusting positioning. In result

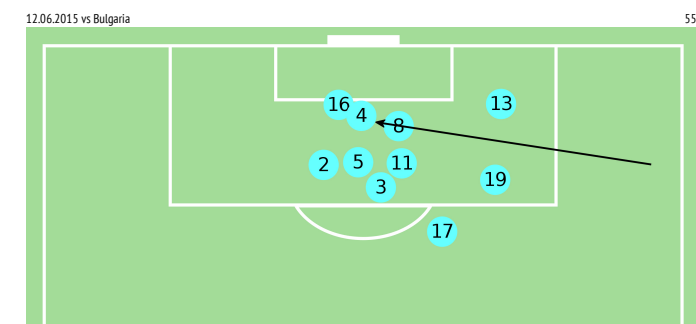
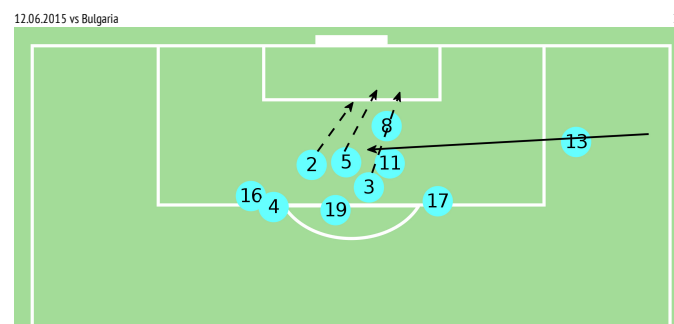
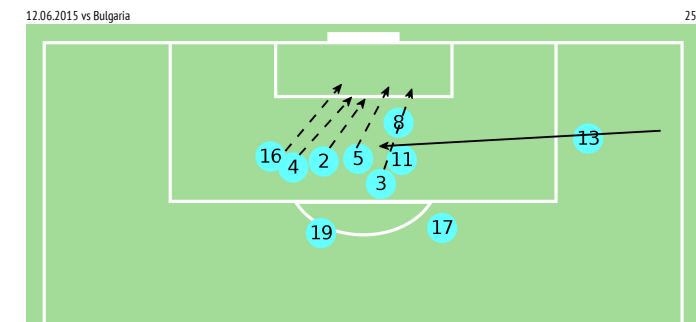
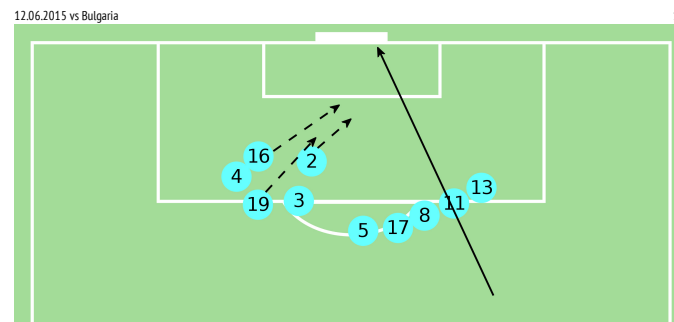
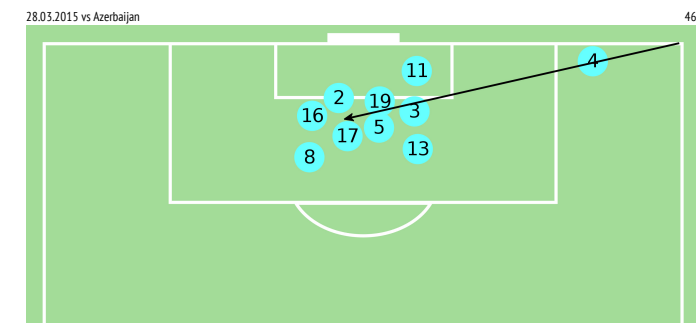
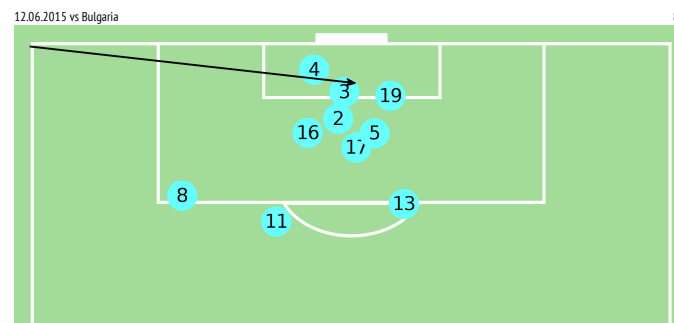
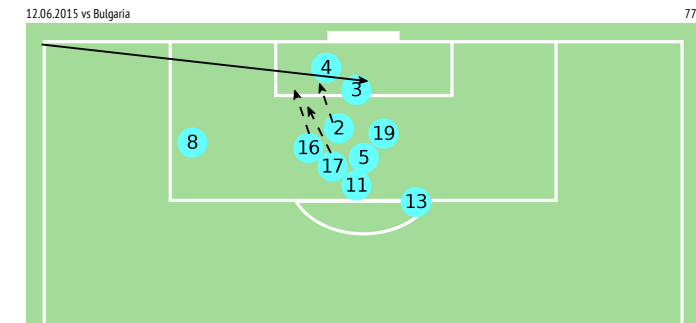
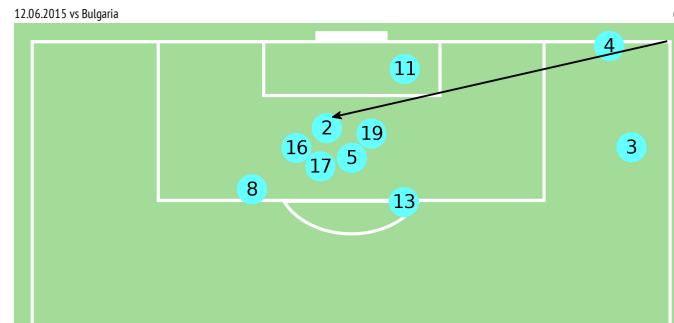


Corners

Two players are positioned close in goal box, trying to make clearances of balls aimed there. Other players are positioned close to opponents' however when the ball is aimed, they rather move in the direction of the ball, than follow tightly movement of opponents. In results, by rebound or passes made after crosses, players may be unmarked in the area.

Free kicks

Mixed marking as well. Opponents who are positioned close to the box are man-marked, while spare men try to move in the direction of the place, where the ball is sent. Defenders are focussed to defend primarily front of the goal.




Justin Haber

34 years
Goalkeeper

Likely to start actions with longer passes, avoiding more risky solutions by build-up. Still, keeps good accuracy of his balls. Focused by defending inside own penalty area, rarely looks for actions further from the goal-line.


Paul Fenech

28 years
Defensive midfielder

Deep positioned and defensive-minded. Quite successful by safe passes, however rarely able to aim successful pass into attacking zones. Much more useful by pressing in deep zones, helps by overloading areas where the ball is aimed.


Alfred Effiong

30 years
Forward

Active by attacking challenges, moves intensively in order to receive the ball from deeper zones and when it happens looks for individual actions finished with shots. However, as usually is unsupported, when doesn't manage to finish own action with shot, in most situations losses the ball.


Ryan Camilleri

27 years
Central defender

Isn't too convincing by duels, so in result tries to act close to teammates from defence, making central zones more dense, but leaving space on his side. Bu build-up focused on avoiding losses, plays usually safe passes, clearing the ball under pressure.


Rowen Muscat

24 years
Defensive midfielder

Often play very deep. If one of the wide central defenders will move higher up the pitch, he's most likely to fill the gap created this way. Also being positioned behind first line of the pressing, join its actions being successful in terms of recoveries.


Zach Muscat

22 years
Central defender

Most likely to use risky passes from all central defenders, but still it doesn't result in much higher number of losses in own deep zones. During defending takes active stance, sometimes even supporting line of the pressing, formed by defensive midfielders.


Andrei Agius

29 years, Right footed
Central defender

Most active from all defenders, trying to recover the ball from opponents with possession or move higher to fight in aerial duel. He's likely to move out of the line for challenge, but still rarely it leaves gaps, as due to narrow play from whole defence, still much space isn't left there.


Steve Borg

27 years
Right defender

Much more active on his flank at early stages of build-up than Bezzina. Still, relatively rarely moves high up the pitch, being focussed on his defensive duties. Successful by tackling, effectively closes down opponents close to the by-line and makes attempts of recoveries.


Michael Mifsud

34 years
Forward

Alternative in attack, more focused on receiving the ball close to the penalty area and finishing. For this reason rarely support build-up actions and is quite easy to cut him out of the play, especially as isn't too successful in individual actions.


Jonathan Caruana

29 years
Central defender

Most attacking-minded player from defensive trio, likely to move higher both with and without the ball, forcing deeper dropping by one of the defensive midfielders to provide cover for his actions. Still, seem rather easy to block, as defender avoids challenges. May be also used as wing-back, is then much more likely to provide width actively. Still is rather focused on exploit free space than to dribble.


Andre Schembri

29 years
Attacking midfielder

Versatile midfielder, quite succesful by attacking actions, able to dribble past single opponent, before aiming pass behind the defence. Often drops deep to provide passing possibility, but still often waits for the ball higher, providing link between defensive and attacker.


Andrew Cohen

34 years
Attacking midfielder

Tends to move higher and wider without the ball, so receives relatively low number of passes. Still, in possession able to exploit wider zones with individual actions followed by deliveries into the danger zones.


Steven Bezzina

28 years
Left defender

Very defensive-minded as wing-back. Also tends to keep little distance to other teammates. Quite successful in duels in the defence, however his low contribution in attacking actions result in the fact, that rarely actions are created there.


Roderick Briffa

34 years
Defensive midfielder

Most attacking-minded from all defensive midfielders, tries to support Schembri by creation of fast attacks. Often drops higher and wider to right flank, creating more space for actions. Quite successful by keeping the ball, able to find places to aim crucial passes, even despite rarely more players are engaged in attacking actions.


Clayton Failla

29 years
Left defender

Most attacking-minded option as wing-back, both in terms of individual actions, as well as passing play. Very successful by dribbling attempts, able to move forward with the ball. Still, with risky actions often losses the ball, even in own half.

Goalkeepers
Total

	INSTAT INDEX	Minutes played	Goals	Shots saved, %	Saves	Fouls committed / suffered	Yellow / red cards
1 Haber	160	191	3	27 26%	4	-	-
1 Hogg	164	190	3	33 15%	3	-	-

Field players
Total

	INSTAT INDEX	Minutes played	Goals / assists	Shots, %	Fouls committed / suffered	Offsides
17 Camilleri	130	272	-	- -	4 / 0	-
5 Agius	142	381	-	1 0%	3 / 2	-
22 Muscat	157	300	-	- -	3 / 2	-
7 Failla	161	177	1 / 0	4 50%	2 / 6	-
2 Muscat	156	65	-	- -	2 / 0	-
2 Caruana	140	285	-	1 0%	4 / 2	-
3 Bezzina	138	156	-	1 0%	1 / 2	-
4 Borg	140	185	-	- -	7 / 3	-
11 Muscat	142	381	-	1 100%	8 / 6	-
16 Fenech	152	286	-	4 50%	6 / 4	-
8 Briffa	161	267	-	4 25%	5 / 5	-
11 Herrera	120	31	-	- -	-	-
13 Schembri	159	273	-	2 50%	6 / 11	2
10 Cohen	85	105	-	- -	3 / 9	-
20 Pisani	137	48	-	2 50%	-	1
6 Fenech	141	28	-	1 0%	1 / 1	-
18 Kristensen	139	72	-	- -	4 / 0	-
19 Scerri	113	23	-	- -	-	-
20 Camenzuli	-	4	-	- -	-	-
19 Effiong	152	225	-	5 40%	7 / 5	1
9 Mifsud	161	86	-	- -	2 / 1	3
9 Farrugia	177	154	-	- -	3 / 5	-
16 Vella	-	1	-	- -	-	-

Goalkeepers
Average in 90 mins

	Passes, %	Non attacking passes	Attacking passes	Key passes	Short passes	Medium passes	Long passes
1 Haber	28 85%	1.9	26	-	-	3.8	24
1 Hogg	29 85%	4.7	24	-	1.9	10	17

Field players
Average in 90 mins

	Passes, %	Key passes, %	Passes into the box, %	Challenges, %	Defensive challenges, %	Attacking challenges, %	Dribbles / successfull, %	Tackles / successfull, %	Air challenges, %	Picking up free balls	Intercepti	Lost balls / in own half	Recovered balls / in opp. half
17 Camilleri	29 83%	- -	- -	12 43%	10 39%	1.3 75%	- -	2.3 29%	4 25%	4.6	8	2.3 / 1	6 / 0
5 Agius	31 86%	0.7 33%	0.5 0%	16 56%	15 55%	0.9 75%	- -	2.4 10%	6 60%	6	7	2.1 / 0.7	9 / 0.2
22 Muscat	32 83%	0.3 100%	0.3 100%	15 66%	12 70%	3 50%	0.6 100%	4.2 71%	6 55%	4.2	8	2.7 / 0.9	6 / 0.3
7 Failla	36 57%	3.1 33%	4.6 22%	20 45%	11 43%	10 47%	3.6 71%	6 58%	3.6 14%	6	4.6	18 / 6	4.6 / 1.5
2 Muscat	21 80%	2.8 50%	1.4 100%	14 30%	2.8 50%	11 25%	6 50%	1.4 100%	2.8 0%	6	4.2	8 / 0	6 / 4.2
2 Caruana	32 79%	0.3 0%	0.3 0%	15 52%	12 46%	2.8 78%	1.9 83%	3.2 40%	2.2 29%	6	8	2.5 / 1.6	9 / 0.3
3 Bezzina	13 74%	- -	0.6 0%	10 67%	8 69%	2.9 60%	- -	2.9 100%	4 57%	3.5	4.6	4.6 / 3.5	2.9 / 0.6
4 Borg	43 69%	1.9 50%	2.4 20%	20 63%	12 71%	8 53%	1 50%	4.4 89%	8 50%	9	5	8 / 1.5	9 / 1.5
11 Muscat	34 79%	0.7 0%	0.9 25%	19 44%	13 38%	6 58%	2.1 78%	4.3 39%	3.8 38%	6	6	6 / 1.9	6 / 0.7
16 Fenech	33 80%	0.9 0%	1.3 50%	17 49%	10 61%	8 33%	2.2 57%	5 65%	0.9 0%	6	4.7	9 / 2.5	7 / 0.6
8 Briffa	31 69%	3.7 18%	2.7 25%	22 47%	10 34%	12 57%	2.7 100%	2.7 13%	4.4 54%	3.4	2.7	11 / 1	2.7 / 1.3
11 Herrera	23 63%	2.9 0%	2.9 0%	32 27%	9 33%	23 25%	6 0%	2.9 100%	9 33%	-	-	17 / 0	-
13 Schembri	28 72%	2.3 43%	2 17%	19 48%	4.9 40%	14 51%	3.3 80%	2 50%	5 44%	2.3	2	15 / 2.3	2.6 / 0.7
10 Cohen	15 78%	- -	5 50%	32 35%	7 25%	25 38%	8 56%	3.4 50%	8 11%	1.7	0.9	16 / 3.4	-
20 Pisani	30 69%	1.9 100%	3.8 50%	15 63%	6 67%	9 60%	1.9 100%	- -	1.9 100%	13	6	8 / 0	-
6 Fenech	35 64%	- -	3.2 0%	35 27%	29 22%	6 50%	3.2 100%	10 0%	3.2 0%	6	3.2	10 / 0	6 / 0
18 Kristensen	31 88%	1.3 0%	1.3 0%	28 18%	19 13%	9 29%	1.3 0%	11 11%	11 33%	8	2.5	6 / 3.8	5 / 1.3
19 Scerri	16 50%	- -	- -	12 0%	12 0%	- -	- -	8 0%	- -	8	16	3.9 / 3.9	3.9 / 0
20 Camenzuli	23 0%	- -	- -	23 100%	23 100%	- -	- -	23 100%	- -	-	-	-	-
19 Effiong	21 66%	1.6 0%	1.2 0%	37 38%	3.6 0%	33 42%	4 50%	0.8 0%	20 43%	1.2	2	20 / 0	0.8 / 0.8
9 Mifsud	6 83%	- -	- -	15 29%	3.1 33%	12 27%	1 100%	2.1 50%	3.1 33%	-	1	10 / 0	-
9 Farrugia	20 71%	- -	0.6 0%	36 34%	5 11%	30 38%	0.6 0%	1.2 0%	19 36%	2.3	2.9	24 / 8	2.3 / 0
16 Vella	90 0%	- -	- -	180 50%	90 100%	90 0%	- -	- -	90 100%	-	-	90 / 0	-

13 Schembri

159

Matches: 4

Average in 90 mins

Passes	28	72%	Challenges	19	48%
key	1	67%	defensive	4.9	40%
crosses	0.3	0%	attacking	14	51%
Interceptions	2		air	5	44%
Picking up free balls	2.3		ground	14	50%
Lost balls	15		tackles	2	50%
Recovered b.	2.6		dribbles	3.3	80%
Shots	0.7		Fouls	2	
Shots on target	0.3		Foul suffered	3.6	

8 Briffa

161

Matches: 3

Average in 90 mins

Passes	31	69%	Challenges	22	47%
key	2	0%	defensive	10	34%
crosses	0.3	0%	attacking	12	57%
Interceptions	2.7		air	4.4	54%
Picking up free balls	3.4		ground	17	45%
Lost balls	11		tackles	2.7	13%
Recovered b.	2.7		dribbles	2.7	100%
Shots	1.3		Fouls	1.7	
Shots on target	0.3		Foul suffered	1.7	

19 Effiong

152

Matches: 3

Average in 90 mins

Passes	21	66%	Challenges	37	38%
key	0.4	0%	defensive	3.6	0%
crosses	-	-	attacking	33	42%
Interceptions	2		air	20	43%
Picking up free balls	1.2		ground	17	33%
Lost balls	20		tackles	0.8	0%
Recovered b.	0.8		dribbles	4	50%
Shots	2		Fouls	2.8	
Shots on target	0.8		Foul suffered	2	

3 Bezzina

138

Matches: 3

Average in 90 mins

Passes	13	74%	Challenges	10	67%
key	-	-	defensive	8	69%
crosses	-	-	attacking	2.9	60%
Interceptions	4.6		air	4	57%
Picking up free balls	3.5		ground	6	73%
Lost balls	4.6		tackles	2.9	100%
Recovered b.	2.9		dribbles	-	-
Shots	0.6		Fouls	0.6	
Shots on target	-		Foul suffered	1.2	

16 Fenech

152

Matches: 3 2

Average in 90 mins

Passes	33	80%	Challenges	17	49%
key	0.6	0%	defensive	10	61%
crosses	-	-	attacking	8	33%
Interceptions	4.7		air	0.9	0%
Picking up free balls	6		ground	16	52%
Lost balls	9		tackles	5	65%
Recovered b.	7		dribbles	2.2	57%
Shots	1.3		Fouls	1.9	
Shots on target	0.6		Foul suffered	1.3	

11 Muscat

142

Matches: 4

Average in 90 mins

Passes	34	79%	Challenges	19	44%
key	0.5	0%	defensive	13	38%
crosses	-	-	attacking	6	58%
Interceptions	6		air	3.8	38%
Picking up free balls	6		ground	15	46%
Lost balls	6		tackles	4.3	39%
Recovered b.	6		dribbles	2.1	78%
Shots	0.2		Fouls	1.9	
Shots on target	0.2		Foul suffered	1.4	

4 Borg

140

Matches: 2 1

Average in 90 mins

Passes	43	69%	Challenges	20	63%
key	1	0%	defensive	12	71%
crosses	1	0%	attacking	8	53%
Interceptions	5		air	8	50%
Picking up free balls	9		ground	12	72%
Lost balls	8		tackles	4.4	89%
Recovered b.	9		dribbles	1	50%
Shots	-		Fouls	3.4	
Shots on target	-		Foul suffered	1.5	

17 Camilleri

130

Matches: 4 1

Average in 90 mins

Passes	29	83%	Challenges	12	43%
key	-	-	defensive	10	39%
crosses	-	-	attacking	1.3	75%
Interceptions	8		air	4	25%
Picking up free balls	4.6		ground	8	52%
Lost balls	2.3		tackles	2.3	29%
Recovered b.	6		dribbles	-	-
Shots	-		Fouls	1.3	
Shots on target	-		Foul suffered	-	

5 Agius

142

Matches: 4 1

Average in 90 mins

Passes	31	86%	Challenges	16	56%
key	-	-	defensive	15	55%
crosses	-	-	attacking	0.9	75%
Interceptions	7		air	6	60%
Picking up free balls	6		ground	10	54%
Lost balls	2.1		tackles	2.4	10%
Recovered b.	9		dribbles	-	-
Shots	0.2		Fouls	0.7	
Shots on target	-		Foul suffered	0.5	

2 Caruana

140

Matches: 3 2

Average in 90 mins

Passes	32	79%	Challenges	15	52%
key	-	-	defensive	12	46%
crosses	-	-	attacking	2.8	78%
Interceptions	8		air	2.2	29%
Picking up free balls	6		ground	12	56%
Lost balls	2.5		tackles	3.2	40%
Recovered b.	9		dribbles	1.9	83%
Shots	0.3		Fouls	1.3	
Shots on target	-		Foul suffered	0.6	